


---

# STUDENT PORTAL


---

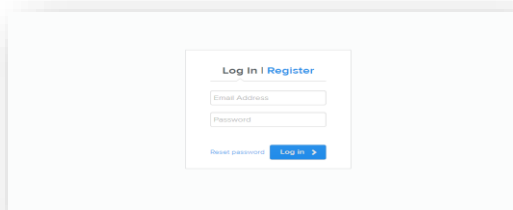
Student Guide

A screenshot of a web form titled "Log In | Register". It contains two input fields: "Email Address" and "Password". Below the fields are two buttons: "Reset password" and "Log in >".

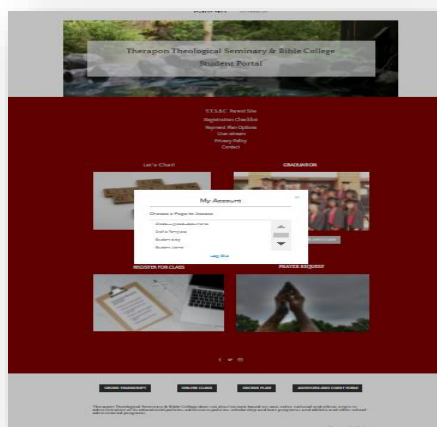
## Your Access to the Student Portal

**Log in or Register**

 [ttsbcstudentlogin.com/apps/member/login](https://ttsbcstudentlogin.com/apps/member/login)



## Log in to your student account



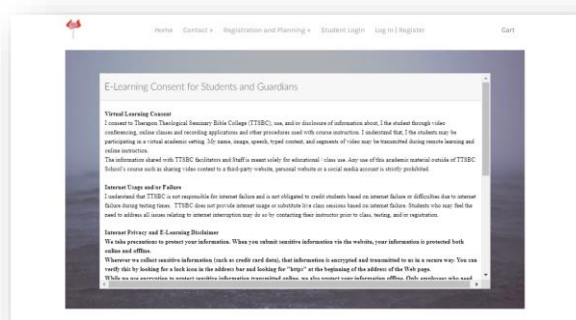
## Options

1. Student Home
2. My Account

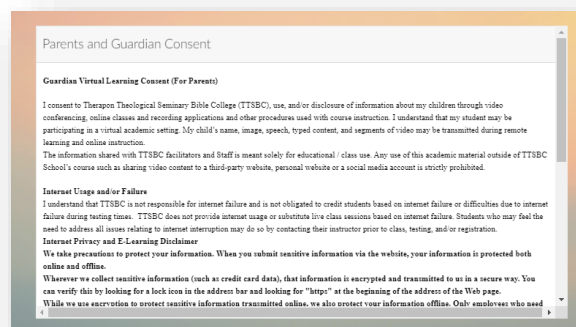
### Student Home

- TTSBC Parent Site link to home page
- Registration Checklist
- Requirements for student enrollment
- Registration Application
- Course Registration Acknowledgment
- Degree Plan Enrollment

## Virtual Learning Consent



- Requirements for students under the age of seventeen.
- Registration Application
- Course Registration Acknowledgement
- Degree Plan Enrollment
- Parent and Guardian Consent
- Requirements for Auditors and Guest (Limited attendance)
- Course Registration Acknowledgement
- Auditors Form
- Guest Form

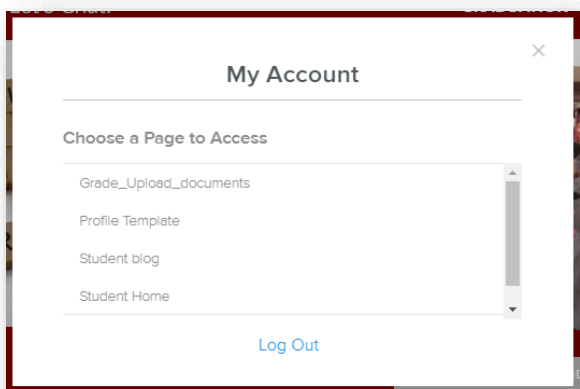


- Parent and Guardian Consent for Auditors and Guest Under the age of seventeen.
- Auditor and Guest Consent
- Payment Plan Options

Therapon Theological Seminary & Bible College does not discriminate based on race, color, national and ethnic origin in administration of its educational policies, admissions policies, scholarship and loan programs, and athletic and other school-administered programs.



- Live Stream
- Privacy Policy
- Contact
- Let us chat with blogs
- Graduation
- Register for class
- Prayer Request



#### My account gives access to

- Student profile
- Blog
- Assignment upload
- Student Home

#### Uploading assignments

1. Click on upload documents.
2. Fill in Instructor's name.
3. Fill in Assignment title
4. Select add new

Therapon Theological Seminary & Bible College does not discriminate based on race, color, national and ethnic origin in administration of its educational policies, admissions policies, scholarship and loan programs, and athletic and other school-administered programs.

## 5. Adding new assignments

The screenshot shows a form for adding a new assignment. It has four main sections: 'Date', 'File upload', 'Audio', and 'Video'. The 'Date' section has a red 'x' icon, a text input field with the placeholder 'dd-MMM-yyyy', and a calendar icon. The 'File upload' section has a 'Select File' button and an upload icon. The 'Audio' section has a 'Select File' button, an upload icon, and a microphone icon. The 'Video' section has a 'Select File' button, an upload icon, and a video camera icon. Below these sections is a '+ Add New' link. At the bottom of the form are 'Submit' and 'Reset' buttons.

1. Fill in date of the assignment
2. Select File upload, audio, video, or all.

Time durations for each file.

Selection	Pdf	Audio	Video
Duration	unlimited	30 min	5 min

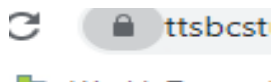
### Accessing graded assignments

1. Go to my account
2. Select profile
3. Scroll to the bottom of the page

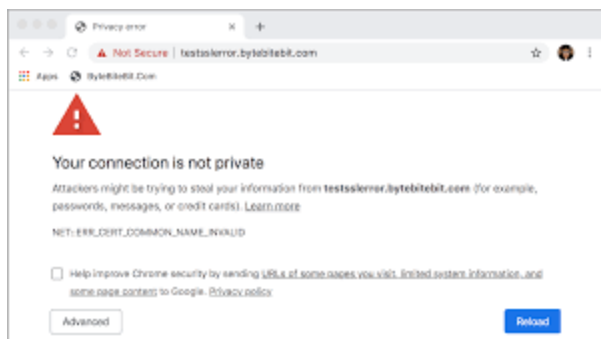
Grades:

Headline 0	Headline 1				

## What to do when page is not secure or inaccessible?



1. Click on the S.S.L lock in the left right corner.
2. For popups and redirects click (Allow or Allow (default)).
3. Restart your computer



Before resulting to the recommended videos, please be sure to follow the basic steps above, first.

### *Recommended videos*

How to fix SSL Certificate error in google chrome

<https://www.youtube.com/watch?v=Av79z6kAJCw>

How to fix your internet access is blocked

<https://www.youtube.com/watch?v=1mHaLjK31sA>